

### Stock Data

Listing: SGX Mainboard - 14 Feb 07  
Market Capitalisation: ~S\$0.5b (US\$0.37b)  
52-Wk Hi/Low: S\$0.29 – S\$0.42  
Free Float (%): 16.8%  
Bloomberg | Reuters Ticker: IFAR SP | IFAR.SI

### Substantial Shareholder

PT Indofood Sukses Makmur Tbk – 71.5%  
(effective interest)

### Key Contacts

Mark Wakeford, CEO and Director  
[markwakeford@indofoodagri.com](mailto:markwakeford@indofoodagri.com)  
Mak Mei Yook, CFO  
[makmy@indofoodagri.com](mailto:makmy@indofoodagri.com)

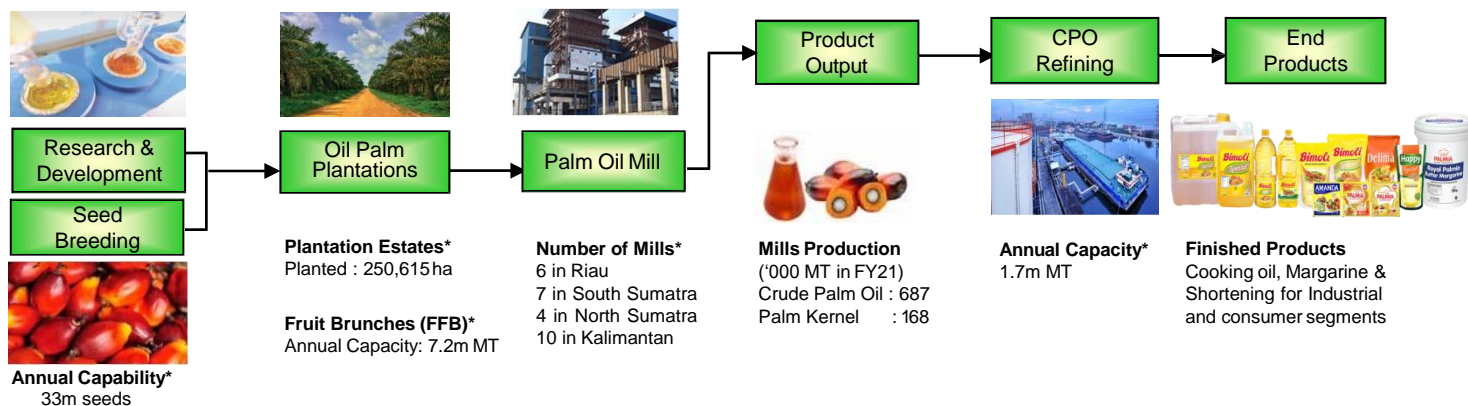
### Listed Subsidiaries

PT Salim Ivomas Pratama Tbk (“SIMP”)  
[www.simp.co.id](http://www.simp.co.id)  
PT PP London Sumatra Tbk (“LSIP”)  
[www.londonsumatra.com](http://www.londonsumatra.com)

Last updated March 2022

## INTEGRATED AGRIBUSINESS WITH LEADING BRANDS

IndoAgri is a diversified and integrated agribusiness group with leading brands. Our principal activities span research & development, oil palm seed breeding, oil palm cultivation and milling, in addition to refining, branding and marketing of cooking oil, margarine, shortening and other palm oil derivative products. Today, the Group has garnered leading market shares in the Indonesian branded cooking oil (Bimoli) and shortening & margarine (Palmia) markets. The Group also engages in the cultivation of other crops such as rubber, sugar cane, cocoa and tea.



### COMPETITIVE STRENGTHS

- One of the largest oil palm plantations owner in Indonesia.
- Owns a large variety of mother palms with the capacity to produce up to 33m high quality seedlings.
- Established R&D program for oil palm breeding, with modern technology and highly qualified personnel.
- Leading market share in Indonesia branded cooking oil and margarine markets.
- Extensive distribution network of distributors and direct sales channels, as well as local and national distributors serving retail outlets across Indonesia.

### 2022 – STRATEGIES AND EXPANSION

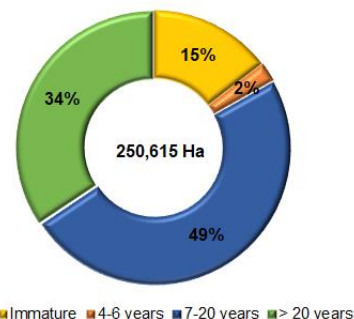
#### Plantation

- Continue to prioritise our capital investment in replanting of older palms in North Sumatra and Riau, and critical infrastructure;
- Improving FFB yields through active crop management and pursuing innovations and mechanisation to raise plantation productivity;
- Continue to focus on cost control improvements and drive greater efficiency through digitalisation and streamlining of work processes; and
- Expansion of milling facilities – completed the construction of a 45MT FFB/ hour mill in East Kalimantan in June 2021.

#### Edible oils & fats

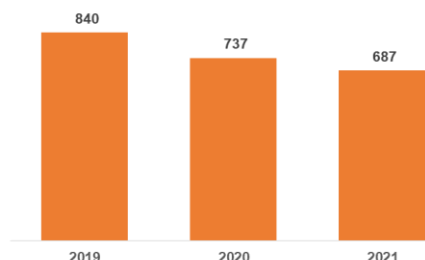
- Capacity expansion for Tanjung Priok refinery with target completion in 2023 to capture the growing domestic demand and new opportunities;
- Competitive marketing strategy for Bimoli to maintain its leading brand position;
- Continue to rejuvenate the formats and packaging designs of our cooking oils to cater to evolving consumer needs;
- Optimizing various digital and e-commerce platforms to increase market reach and penetration;
- To drive volume through higher promotion frequency and depth; and
- Capitalise on growth of in home consumption, consumer cooking oil & margarine.

### PLANTATION MATURITY PROFILE



### CPO PRODUCTION

('000 metric tons)



## FINANCIAL HIGHLIGHTS

(Rp' billion)	FY21	FY20	YTD Chg
Revenue	19,659	14,475	36%
Adjusted EBITDA <sup>(1)</sup>	4,490	3,181	41%
EBITDA %	23%	22%	
Operating profit	2,819	1,479	91%
Attributable profit	755	20	>+500

(1) Earnings before interests and tax expense, depreciation and amortisation, the effects of forex, FV gain on biological assets, impairment of fixed assets and share of non-recurring loss of an associate company.

## FINANCIAL POSITION

(Rp' billion)	31-Dec-21	31-Dec-20
Cash	3,764	2,446
Total debt	11,147	11,356
Net debt	6,570	8,910
Total assets	37,651	37,490
Total equity (incl. MI)	21,370	20,447
Net debt / Total equity ratio	0.31x	0.44x

# Geographical Presence



Processing Capacity p.a. in MT	Palm Oil Mill		Crumb Rubber Facility		Sheet Rubber Facility		Sugar Mill & Refinery		Refinery	
	Unit	FFB	Unit	Dry Rubber	Unit	Dry Rubber	Unit	Sugar Cane	Unit	CPO
SIMP	15	4,455,000	-	-	-	-	2	2,160,000	5	1,725,000
Lonsum	12	2,727,000	4	42,720	3	11,100	-	-	-	-
CMAA/ Canapolis - Brazil	-	-	-	-	-	-	3	9,500,000	-	-
<b>Group</b>	<b>27</b>	<b>7,182,000</b>	<b>4</b>	<b>42,720</b>	<b>3</b>	<b>11,100</b>	<b>5</b>	<b>11,660,000</b>	<b>5</b>	<b>1,725,000</b>