

Stock Data

Listing: SGX Mainboard - 14 Feb 07
Market Capitalisation: ~S\$0.45b (US\$0.33b)
52-Wk Hi/Low: S\$0.29 – S\$0.41
Free Float (%): 16.0%
Bloomberg | Reuters Ticker: IFAR SP | IFAR.SI

Substantial Shareholder

PT Indofood Sukses Makmur Tbk – 72.3%
(effective interest)

Key Contacts

Mark Wakeford, CEO and Director
markwakeford@indofoodagri.com
Mak Mei Yook, CFO
makmy@indofoodagri.com

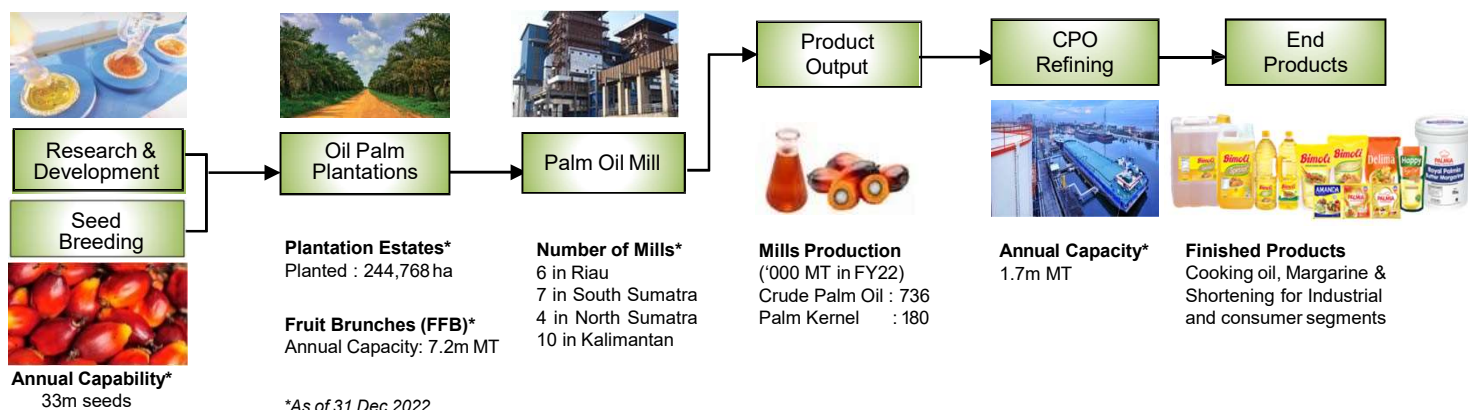
Listed Subsidiaries

PT Salim Ivomas Pratama Tbk ("SIMP")
www.simp.co.id
PT PP London Sumatra Tbk ("LSIP")
www.londonsumatra.com

INTEGRATED AGRIBUSINESS WITH LEADING BRANDS

Last updated February 2023

IndoAgri is a diversified and integrated agribusiness group with leading brands. Our principal activities span research & development, oil palm seed breeding, oil palm cultivation and milling, in addition to refining, branding and marketing of cooking oil, margarine, shortening and other palm oil derivative products. Today, the Group has garnered leading market shares in the Indonesian branded cooking oil (Bimoli) and shortening & margarine (Palmia) markets. The Group also engages in the cultivation of other crops such as rubber, sugar cane, cocoa and tea.



COMPETITIVE STRENGTHS

- One of the largest oil palm plantations owner in Indonesia.
- Owns a large variety of mother palms with the capacity to produce up to 33m high quality seedlings.
- Established R&D program for oil palm breeding, with modern technology and highly qualified personnel.
- Leading market share in Indonesia branded cooking oil and margarine markets.
- Extensive distribution network of distributors and direct sales channels, as well as local and national distributors serving retail outlets across Indonesia.

2023 – STRATEGIES AND EXPANSION

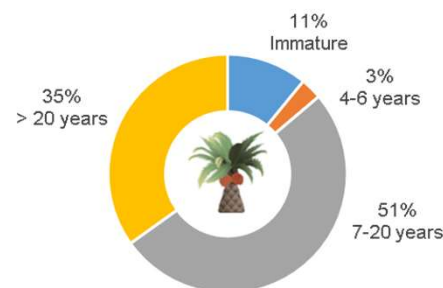
Plantation

- Continue to prioritise our capital expenditure on replanting older palms and critical infrastructure;
- Improving FFB yields through active crop management and explore relevant innovations and mechanisation programmes to raise plantation productivity; and
- Continue to focus on cost control improvements and drive greater efficiency through digitalisation and streamlining of work processes.

Edible oils & fats

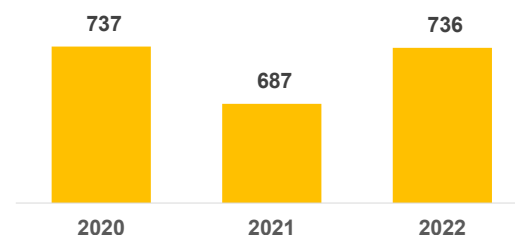
- Focus on the growth of EOF sales volumes through competitive pricing strategies;
- Continue to rejuvenate the formats and packaging designs of our cooking oils to cater to evolving consumer needs;
- To drive volume through higher promotion frequency and depth;
- Efforts will be supported by targeted advertising campaigns; and
- Packaging designs will be enhanced with auto-sealing mechanisms.

PLANTATION MATURITY PROFILE



CPO PRODUCTION

(*000 metric tons)



FINANCIAL HIGHLIGHTS

(Rp 'billion)	FY22	FY21 (Restated)	YTD change
Revenue	17,797	19,659	(10%)
Adjusted EBITDA ⁽¹⁾	4,530	4,465	1%
EBITDA margin	25%	23%	
Operating profit	2,702	2,826	(4%)
Attributable profit	770	759	1%

(1) EBITDA excluding forex, FV on biological assets, impairment of property, plant and equipment and impairment of goodwill.

FINANCIAL POSITION

(Rp 'billion)	31-Dec-22	31-Dec-21 (Restated)
Cash	4,422	3,764
Total debt	9,144	10,334
Net debt	4,722	6,570
Total assets	38,266	37,636
Total equity (incl. MI)	23,152	21,436
Net debt / Total equity ratio	0.20x	0.31x

Geographical Presence



Processing Capacity p.a. in MT	Palm Oil Mill		Crumb Rubber Facility		Sheet Rubber Facility		Sugar Mill & Refinery		Refinery	
	Unit	FFB	Unit	Dry Rubber	Unit	Dry Rubber	Unit	Sugar Cane	Unit	CPO
SIMP	15	4,455,000	-	-	-	-	2	2,160,000	5	1,725,000
Lonsum	12	2,727,000	3	25,920	2	7,200	-	-	-	-
CMAA/ Canapolis - Brazil	-	-	-	-	-	-	3	9,700,000	-	-
Group	27	7,182,000	3	25,920	2	7,200	5	11,860,000	5	1,725,000