

Stock Data

Listing: SGX Mainboard - 14 Feb 07
 Market Capitalisation: ~S\$0.44b (US\$0.33b)
 52-Wk Hi/Lo: S\$0.275 – S\$0.325
 Free Float (%): 16.8%
 Bloomberg | Reuters Ticker: IFAR SP | IFAR.SI

Substantial Shareholder

PT Indofood Sukses Makmur Tbk – 71.7%
 (effective interest)

Key Contacts

Mark Wakeford, CEO and Director
markwakeford@indofoodagri.com
 Mak Mei Yook, CFO
makmy@indofoodagri.com

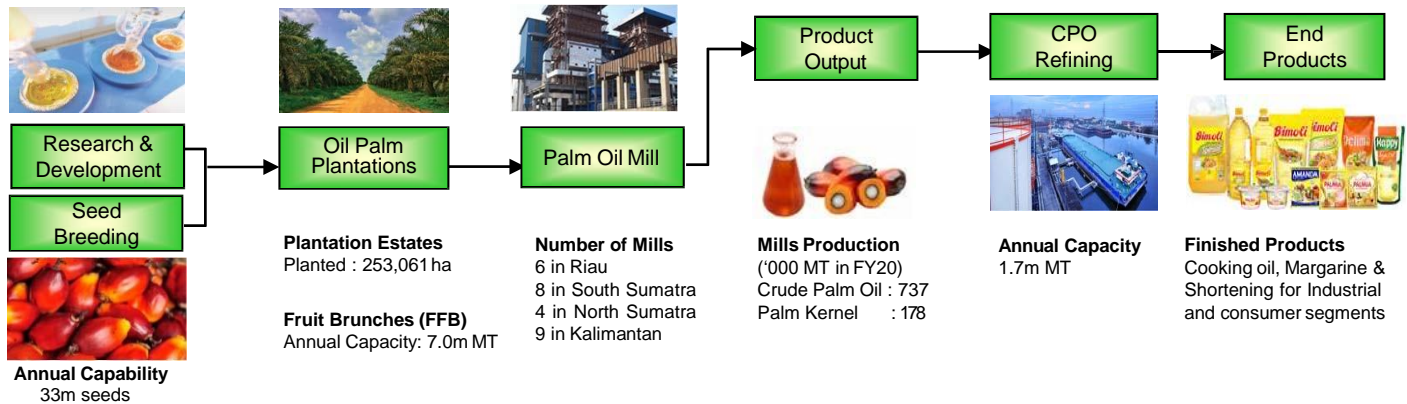
Listed Subsidiaries

PT Salim Ivomas Pratama Tbk (“SIMP”)
www.simp.co.id
 PT PP London Sumatra Tbk (“LSIP”)
www.londonsumatra.com

Last updated March 2021

INTEGRATED AGRIBUSINESS WITH LEADING BRANDS

IndoAgri is a diversified and integrated agribusiness group with leading brands. Our principal activities span research & development, oil palm seed breeding, oil palm cultivation and milling, in addition to refining, branding and marketing of cooking oil, margarine, shortening and other palm oil derivative products. Today, the Group has garnered leading market shares in the Indonesian branded cooking oil (Bimoli) and shortening & margarine (Palmia) markets. The Group also engages in the cultivation of other crops such as rubber, sugar cane, cocoa and tea.



COMPETITIVE STRENGTHS

- One of the largest oil palm plantations owner in Indonesia.
- Owens a large variety of mother palms with the capacity to produce up to 33m high quality seedlings.
- Established R & D program for oil palm breeding, with modern technology and highly qualified personnel.
- Leading market share in Indonesia branded cooking oil and margarine markets.
- Extensive distribution network of distributors and direct sales channels, as well as local and national distributors serving retail outlets across Indonesia.

2021 – STRATEGIES AND EXPANSION

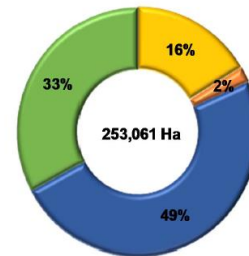
Plantation

- Prioritise our capital investment in replanting of older palms in North Sumatra and Riau, improve cost control, and pursue innovations that can raise plantation productivity;
- Increase FFB yields through active crop management; and
- Expansion of milling facilities – target completion of a 45MT FFB/ hour mill in East Kalimantan in 2021.

Edible oils & fats

- Competitive marketing strategy for Bimoli to maintain its leading brand position;
- Optimizing all digital platform and e-commerce to drive Bimoli sales volume.
- To drive volume through higher promotion frequency and depth;
- Incrementally increasing capacity, to meet growing consumer demand in Indonesia; and
- Capitalise on growth of in home consumption, consumer cooking oil & margarine.

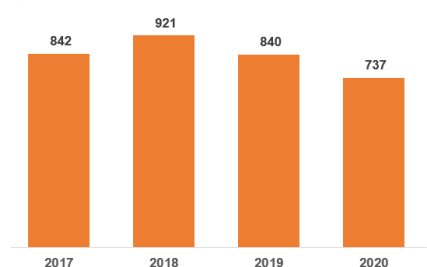
PLANTATION MATURITY PROFILE



■ Immature ■ 4-6 years ■ 7-20 years ■ > 20 years

CPO PRODUCTION

('000 metric tons)



FINANCIAL HIGHLIGHTS

(Rp' billion)	FY20	FY19	YTD Chg
Revenue	14,475	13,650	6%
Adjusted EBITDA ⁽¹⁾	3,181	1,909	67%
EBITDA %	22%	14%	
Operating profit	1,479	507	192%
Attributable profit/ (loss)	20	(411)	n/m

(1) Earnings before interests and tax expense, depreciation & amortization, the effects of forex, fair value gain on biological assets, adjustment of deferred tax due to changes in tax rate and share of non-recurring loss of an associate company.

FINANCIAL POSITION

(Rp' billion)	31-Dec-20	31-Dec-19
Cash	2,446	1,787
Total debt	11,356	11,552
Net debt	8,910	9,764
Total assets	37,490	37,613
Total equity (incl. MI)	20,447	20,163
Net debt / Total equity ratio	0.44x	0.48x

Geographical Presence



Processing Capacity p.a. in MT	Palm Oil Mill		Crumb Rubber Facility		Sheet Rubber Facility		Sugar Mill & Refinery		Refinery	
	Unit	FFB	Unit	Dry Rubber	Unit	Dry Rubber	Unit	Sugar Cane	Unit	CPO
SIMP	15	4,455,000	-	-	-	-	2	2,160,000	5	1,725,000
Lonsum	12	2,592,000	4	42,720	3	11,100	-	-	-	-
CMAA/ Canapolis - Brazil	-	-	-	-	-	-	3	8,800,000	-	-
Group	27	7,047,000	4	42,720	3	11,100	5	10,960,000	5	1,725,000