



INDOFOOD AGRICULTURE RESOURCES Ltd.

8 Eu Tong Sen Street #16-96/97 The Central
Singapore 059818
Tel: (65) 6557 2389 Fax: (65) 6557 2387
www.indofoodagri.com

a subsidiary of:



Stock Data

Listing: SGX Mainboard - 14 Feb 07
Market Capitalisation: ~S\$0.43b (US\$0.32b)
52-Wk Hi/Low: S\$0.27 – S\$0.33
Free Float (%): 15.3%
Bloomberg | Reuters Ticker: IFAR SP | IFAR.SI

Substantial Shareholder

PT Indofood Sukses Makmur Tbk – 73.0%
(effective interest)

Key Contacts

Mark Wakeford, CEO and Director
markwakeford@indofoodagri.com
Mak Mei Yook, CFO
makmy@indofoodagri.com

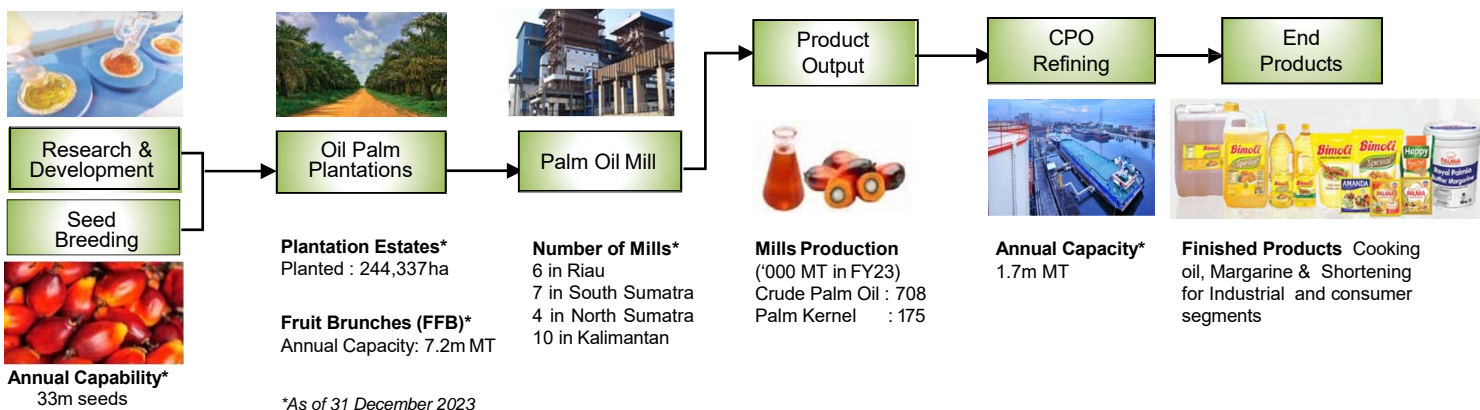
Listed Subsidiaries

PT Salim Ivomas Pratama Tbk (“SIMP”)
www.simp.co.id
PT PP London Sumatra Tbk (“LSIP”)
www.londonsumatra.com

INTEGRATED AGRIBUSINESS WITH LEADING BRANDS

Last updated Feb 2024

IndoAgri is a diversified and integrated agribusiness group with leading brands. Our principal activities span research & development, oil palm seed breeding, oil palm cultivation and milling, in addition to refining, branding and marketing of cooking oil, margarine, shortening and other palm oil derivative products. Today, the Group has garnered leading market shares in the Indonesian branded cooking oil (Bimoli) and shortening & margarine (Palmia) markets. The Group also engages in the cultivation of other crops such as rubber, sugar cane, cocoa and tea.



COMPETITIVE STRENGTHS

- One of the largest oil palm plantations owner in Indonesia.
- Owns a large variety of mother palms with the capacity to produce up to 33m high quality seedlings.
- Established R&D program for oil palm breeding, with modern technology and highly qualified personnel.
- Leading market share in Indonesia branded cooking oil and margarine markets.
- Extensive distribution network of distributors and direct sales channels, as well as local and national distributors serving retail outlets across Indonesia.

2023 – STRATEGIES AND EXPANSION

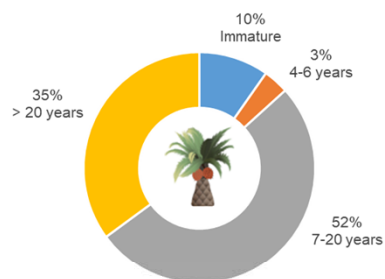
Plantation

- Continue to prioritise our capital expenditure on critical areas;
- Emphasis on crop management activities to raise FFB yields;
- Focus on cost control improvements, pursuing innovations that elevate plantation productivity; and
- Efforts will be supported by optimising our manpower resources, reviewing the financing structure to strengthen our financial position, as well as the ongoing mechanisation and IT initiatives.

Edible oils & fats

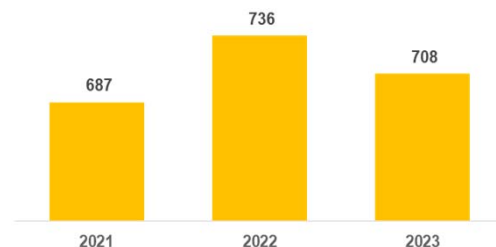
- Focus on the growth and recovery of EOF sales volumes through competitive pricing strategies; and
- Efforts will be bolstered by thematic advertising campaigns, aimed at enhancing in-store product visibility and reinforcing our cooking oil and margarine brands.

PLANTATION MATURITY PROFILE



CPO PRODUCTION

('000 metric tons)



FINANCIAL HIGHLIGHTS

(Rp 'billion)	FY23	FY22	change
Revenue	16,003	17,797	(10%)
Adjusted EBITDA ⁽¹⁾	3,644	4,530	(20%)
EBITDA margin	23%	25%	
Operating profit	1,948	2,702	(28%)
Attributable profit	614	770	(20%)

(1) EBITDA excluding forex, FV on biological assets, and impairment of property, plant and equipment and impairment of goodwill.

FINANCIAL POSITION

(Rp 'billion)	31-Dec-23	31-Dec-22
Cash	5,226	4,422
Total debt	7,796	9,144
Net debt	2,571	4,722
Total assets	37,118	38,266
Total equity (incl. MI)	23,916	23,152
Net debt / Total equity ratio	0.11x	0.20x

Geographical Presence



Processing Capacity p.a. in MT	Palm Oil Mill		Crumb Rubber Facility		Sheet Rubber Facility		Sugar Mill & Refinery		Refinery	
	Unit	FFB	Unit	Dry Rubber	Unit	Dry Rubber	Unit	Sugar Cane	Unit	CPO
SIMP	15	4,455,000	-	-	-	-	2	2,160,000	5	1,725,000
Lonsum	12	2,727,000	3	25,920	2	7,200	-	-	-	-
CMAA/ Bussola - Brazil	-	-	-	-	-	-	3	9,700,000	-	-
Group	27	7,182,000	3	25,920	2	7,200	5	11,860,000	5	1,725,000